

Speciality Stackers

A/C Electric Stackers



Shown with
optional platform

Model Number	Load Capacity	Raised Height	Lowered Height	Dimensions H / W / L	Base Legs I.D./O.D.	Wheel Dia. Front/Rear	Shipping Weight
EPF Series - Portable - 30" Forks - 18" Load Center							
EPF752	1000 lbs	52"	5-1/4"	66"x32"x47"	24" / 30"	5" / 4"	445 lbs
EPF766	1000 lbs	66"	5-1/4"	80"x32"x47"	24" / 30"	5" / 4"	465 lbs
EPF778	1000 lbs	78"	5-1/4"	92"x32"x47"	24" / 30"	5" / 4"	485 lbs
ESF Series - Stationary - 30" Forks - 18" Load Center							
ESF750	1000 lbs	50"	3-1/4"	64"x32"x45"	24" / 30"	N/A	425 lbs
ESF764	1000 lbs	64"	3-1/4"	78"x32"x45"	24" / 30"	N/A	445 lbs
ESF776	1000 lbs	76"	3-1/4"	90"x32"x45"	24" / 30"	N/A	465 lbs
ESF782	1000 lbs	82"	3-1/4"	96"x32"x45"	24" / 30"	N/A	475 lbs
ESF788	1000 lbs	88"	3-1/4"	102"x32"x45"	24" / 30"	N/A	485 lbs
ESF794	1000 lbs	94"	3-1/4"	108"x32"x45"	24" / 30"	N/A	565 lbs
ESF7106	1000 lbs	106"	3-1/4"	120"x40"x45"	34" / 40"	N/A	605 lbs
ESF7118	1000 lbs	118"	3-1/4"	132"x40"x45"	34" / 40"	N/A	635 lbs
EPFT Series - Portable - 30" Forks - 18" Load Center							
EPFT796	1000 lbs	94"	5-1/4"	111"/66"x40"x56"	34" / 40"	5" / 5"	640 lbs
EPFT7110	1000 lbs	110"	5-1/4"	133"/81"x40"x56"	34" / 40"	5" / 5"	670 lbs
EPFT7130	1000 lbs	130"	5-1/4"	153"/93"x40"x56"	34" / 40"	5" / 5"	735 lbs

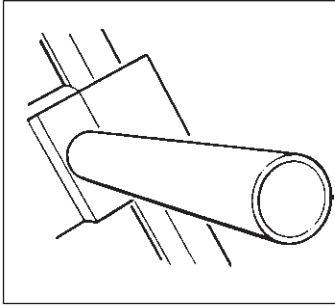
Units with the height over 93" will ship in the horizontal position.

Features

- 1000 lb. capacity
- 18" load centers
- Lifting heights - 52" through 130"
- Fixed and telescopic masks
- Stationary and portable units
- Lifting speed 4" per second
- Standard 1 HP 115/1/60 motor
- 1" thick x 3" wide x 30" long adjustable solid steel forks
- 12" high fork backs
- Optional motors available
- Optional slip on 32" x 30" platform
- Custom platforms
- Leaf type chains with 8250 lb. yield point
- 1500 lb. and 2000 lb. capacities available
- Standard remote control with coil cord
- Coil cord (4' retracted, 20' extended)

Stacker Options

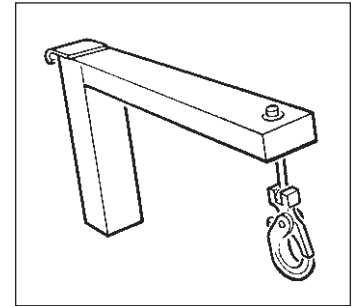
Ram



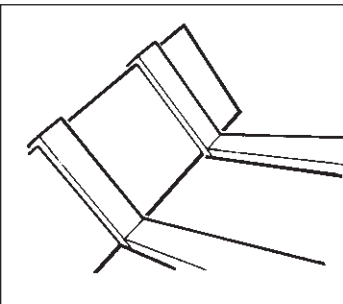
Model Number	Description and Specification	Shipping Weight
Interchanges with forks on adjustable fork models with sheet metal back plates, for roll and coil handling.		
RR1	Ram 2 1/2" round x 20" long, 1000 lb capacity @ 15" load center	13
RR2	Ram 2 1/2" round x 24" long, 1000 lb capacity @ 18" load center	16
RR3	Ram 2 1/2" round x 13" long, 1000 lb capacity @ 13" load center	12
RR4	Ram 2 1/2" round x 30" long, 1000 lb capacity @ 20" load center	20
RS1	Ram 3" square x 20" long, 1500 lb capacity @ 15" load center	15
RS2	Ram 3" square x 24" long, 1500 lb capacity @ 18" load center	24
RS3	Ram 2 1/2" square x 30" long, 1500 lb capacity @ 20" load center	22
RS4	Ram 3" square x 30" long, 1500 lb capacity @ 20" load center	27
Interchanges with fork models with shaft (ps) back plate		
RSPS24	Ram 3" square x 24" long 1500 lb capacity @ 18" load center	35
RSPS30	Ram 3" square x 30" long 1500 lb capacity @ 20" load center	35
RSPS36	Ram 3" square x 36" long 1500 lb capacity @ 24" load center	35

Boom with Hook

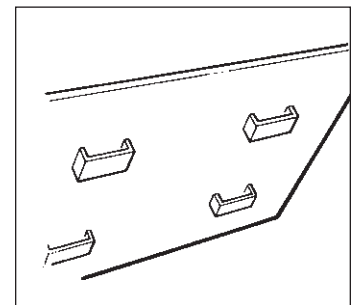
Model Number	Description and Specification	Shipping Weight
Mounts on fork model with sheet metal backplates for lifting and suspending loads.		
B13	13" boom with hook, 1000 lb capacity @ 13" load center	22
B15	15" boom with hook, 1000 lb capacity @ 15" load center	22
B18	18" boom with hook, 1000 lb capacity @ 18" load center	24
B20	20" boom with hook, 1000 lb capacity @ 20" load center	25
Mounts on fork models with shaft (ps) back plate		
B20-15PS	20" boom with hook 1500 lb capacity @ 20" load center	35
B24-15PS	24" boom with hook 1500 lb capacity @ 24" load center	45



Forks



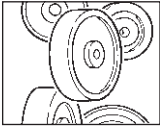
Model Number	Description and Specification	Shipping Weight
C119-25	Adjustable forks, pair 25" length	62
C119-30	Adjustable forks, pair 30" length	72
C119-36	Adjustable forks, pair 36" length	114
C119-42	Adjustable forks, pair 42" length	130
BP	Forks bolted in place	N/A
FF	Forks flat to the floor	N/A
Mount on fork models with sheet metal backplates (fork back with clips)		
C119-1	Pair 12" backs 25" length with 15" L.C. used on M200 series	62
C119-2	Pair 14" backs 30" length with 18" L.C. used on M400 series	72
C119-3	Pair 15 1/2" backs 25" length with 13" L.C. used on C62, C74	66
C119-4	Pair 15 1/2" backs 30" length with 15" L.C. used on C62-15, C74-15	76
C119-5	Pair 15" backs 30" length with 20" L.C. used on B800 1500/2000 lb.	72
C119-11	Pair 12" backs 25" length with 15" L.C. used on B600 1500/2000 lb.	62
C119-16	Pair 15" backs 36" length with 20" L.C. used on B800 1500/2000 lb.	114
Mount on fork models with shaft (ps) backplate		
C119-18	Pair 12" backs 36" length with 18" L.C. used on EPFT 1500/2000 lb.	114
C119-12	Pair 12" backs 30" length with 18" L.C. used on EPFT 1500/2000 lb.	80
C119-9	Pair 14" backs 30" length with 20" L.C. used on EPFT 1500/2000 lb.	80
C119-7	Pair 14" backs 36" length with 24" L.C. used on PS, PST 1500/2000 lb.	114
C119-PS-42	Pair 14" backs 42" length with 24" L.C. used on PS, PST 1500/2000 lb.	128
Custom fork and backplate sizes available, please consult customer service		



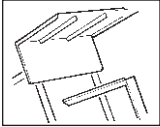
Slip on Platform

Model Number	Description and Specification	Shipping Weight
SP24	Slip-on platform, 24" x 24" for 13" and 15" load center	32
SP32	Slip-on platform, 32" x 30" for 18" and 20" load center	52
SP40	Slip-on platform, 40" x 36" for 24" load center	95
Custom platform sizes available, please consult customer service		

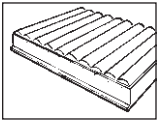
Stacker Options



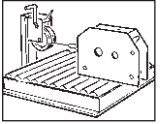
Wheel Material: Standard wheels are phenolic plastic. Optional wheel material available.



Reversed Forks: Ideal for overhead installation. Forks can be modified in a reverse position giving an increased lowered / raised height. Consult Presto sales.



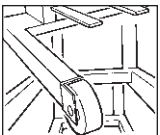
R-5 Roller Bed: Excellent for transferring heavy objects to/from lift with minimum effort. Front or side loading. Rollers on 3" center. 27" x 30" area, mounted on a 32" x 36" slip on platform. 1000 lb. capacity. R-5: Weight 145 lb. (1,000 lb. capacity maximum, requires 24" load center stacker.)



P-6 Die Puller: Equipped with hand operated winch with cable and hook for pulling dies over roller bed. 27" x 30" roller area mounted 32" x 30" slip on platform. 1000 lb. capacity. P-6: Weight 185 lb. (1,000 lb. capacity maximum, requires 24" load center stacker.)



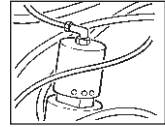
Height: Standard lift heights can be decreased to meet special handling requirements. For telescopic mast units consult factory.



Base Legs: Standard straddle dimensions can be increased or decreased to fit any size pallet or load. Available on straddle fork models only.

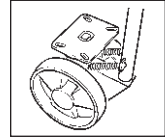
Air Power: Optional air motors that operate from your factory air line supply are available.

- At 1000 lb. capacity requires 30 cfm @ 80 psi air supply
- At 1500, 2000 and 2700 lb. capacity requires 45 cfm @ 80 psi air supply



Fifth Wheel: Recommended for lifts with wide straddles and heavier load capacities. 8" polyurethane plastic wheel and spring loaded handle. Factory installed on B800 and BT800 Series only.

FW: Weight 32 lbs.

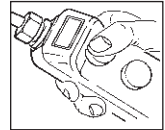


Remote Control: Not for lifting personnel. Must be factory installed. For Battery or Electric AC operated lifts.

RC-10: One station. Weight 2 lbs.

RC-20: Two station. Weight 4 lbs.

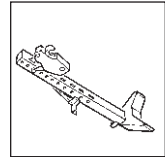
FC-10: Foot control. Weight 15 lbs.



Drum Grab Handler DG30: Automatically grabs 30 and 55 gallon drums for handling and stacking in a vertical position.

Mounts on the backplate of any straddle fork model. Parrot-beak mechanism for steel and fibre drums. DG-30: Weight 36 lbs. DG-30PS: For Pallet Straddle Stacker. Weight 51 lbs.

(Not available for counterweight lifts.)



Fire Resistant Hydraulic Fluid: water-glycol fluids are fire resistant, non-explosive and non-toxic. Approved by Factory Mutual Insurance Engineering Laboratories.

